



Post Result Conference Call (May 9, 2012)

Presenters:

- Muhammad Abdul Wahab – Chief Financial Officer
- Ausaf Qureshi – Company Secretary
- Faisal Khatri – Investor Relations Manager

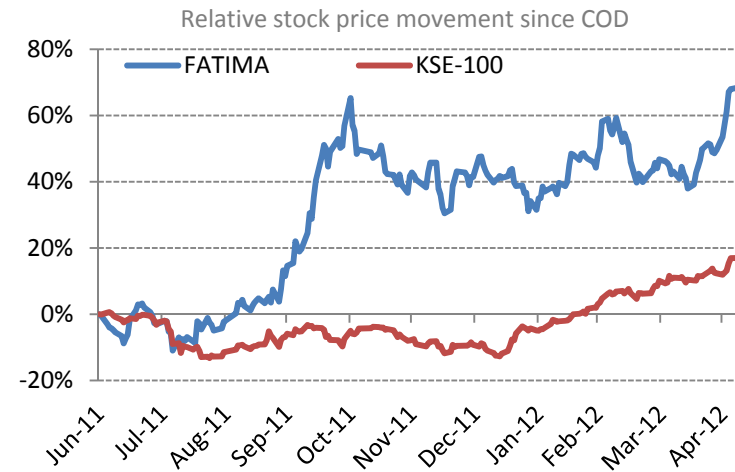
Rising to the World...



First Quarter Summary



- Declared 1st Dividend at close of first 6 months of commercial operations
- Comparatively strong results despite external challenges
- Margin maintained QoQ although lower volumetric sales
- Decision to convert and redeem preference shares
- Appointment of Market Maker (BoAML) and ADR trade initiation



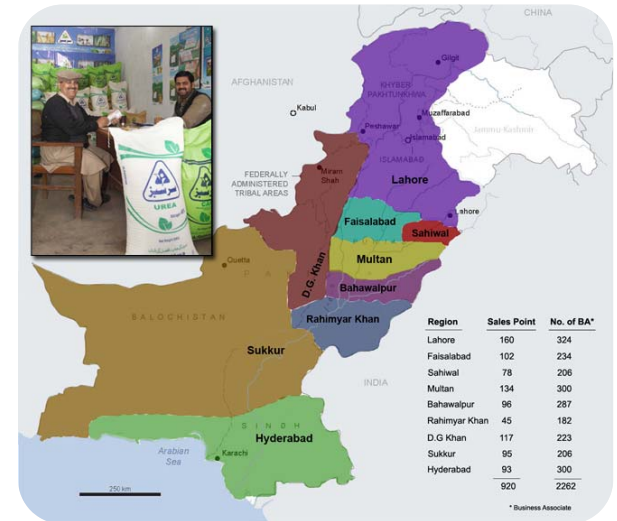


- Introduction
 - Introduction of the Company
 - Unique advantages
 - Product advantages
 - Calcium Ammonium Nitrate
 - NitroPhos
- Company Financials
 - Financial highlights
 - Nitrogen Segment Result
 - Phosphate Segment Results
- Business Outlook

Fatima Fertilizer – Background



- A green field project under the 2001 Fertilizer Policy with a project cost of USD750 million.
- Joint venture between two prominent business houses of the country i.e. Fatima Group and Arif Habib Group. They also share equal ownership in Pakarab Fertilizers Limited
- Production facility is at Sadiqabad... Geographically located at the middle of the agriculture belt.
- The fertilizer complex is a fully integrated production facility, capable of producing two intermediate products, i.e., Ammonia and Nitric Acid and three final products which are Urea, Calcium Ammonium Nitrate (CAN) and Nitro Phosphate (NP).
- The Complex has been allocated 110 MMCFD of gas from the dedicated Mari Gas fields.
- Fatima Fertilizer is the first Pakistan based company which has launched Level-I ADR tradable in US OTC Market.



More than 2,000 distributors within 9 regions across country



Unique Advantages



Natural Gas Advantage

- Fixed Tariff – USD 0.70 per MMBTU
 - ✓ Gas Infrastructure Development Cess not applicable, being covered under 2001 Fertilizer policy
 - ✓ Highest profitability amongst peer
- Dedicated Gas Supply from Mari Gas
 - ✓ No unscheduled shutdown due to gas non-availability
 - ✓ No production loss
 - ✓ Fixed curtailment at ~12% through out the year

Nitro Phosphate Advantage

- Technological advantage – Lower cost
 - ✓ Capable to use variable grade of phosrock without compromising on nutrient
- Price advantage – NP & DAP; Price deregulated & Interlinked
 - ✓ DAP prices are volatile due to Phosacid and Sulfur
- Raw Material – Usage of Local Rock Phosphate
 - ✓ Will meet 25% of requirement, enable expanding margins

Strong Cash flow

- Debt free by 2017
 - ✓ Fundamental ensures comfortable debt payments
- Ready to invest in Growth projects

Other Advantage

- Multi Product portfolio – N & P₂O₅
 - ✓ Pakistan soil demand balanced usage
- Initial Tax Depreciation allowance
 - ✓ Turnover tax till adjustment of initial tax depreciation

Product Advantage

CAN – Benefit over Urea

Neutral product; beneficial for our (Alkaline) soil

Nutrient loss upto 10% vs 60% in Urea

Equally effective in Water stressed areas

Supplier of micro-nutrient such as Potassium, Calcium, Magnesium, Sulfur and Copper



NP – Benefit over DAP

Highly acidic product; beneficial for our (Alkaline) soil

Supplies balanced amounts of N & P₂O₅

Flexible - could be used at & after planting

½ N is Nitrate : readily available to the plants, ½ Ammonical- available after nitrification



Financial Highlights



Rs in millions (except EPS and Debt to Equity)	CY 2011*	2012 Q1
Sales	14,833	3,347
Gross profit	10,052	2,385
EBITDA	9,217	2,126
Finance cost	3,060	1,453
Taxation – Current	148	34
– Deferred	1,739	202
Profit after taxation	4,270	438
EPS	2.13	0.22
Debt to Equity	57:43	58:42

* post COD financials only

See Appendix – I for USD numbers

Nitrogen Segment Results - Urea

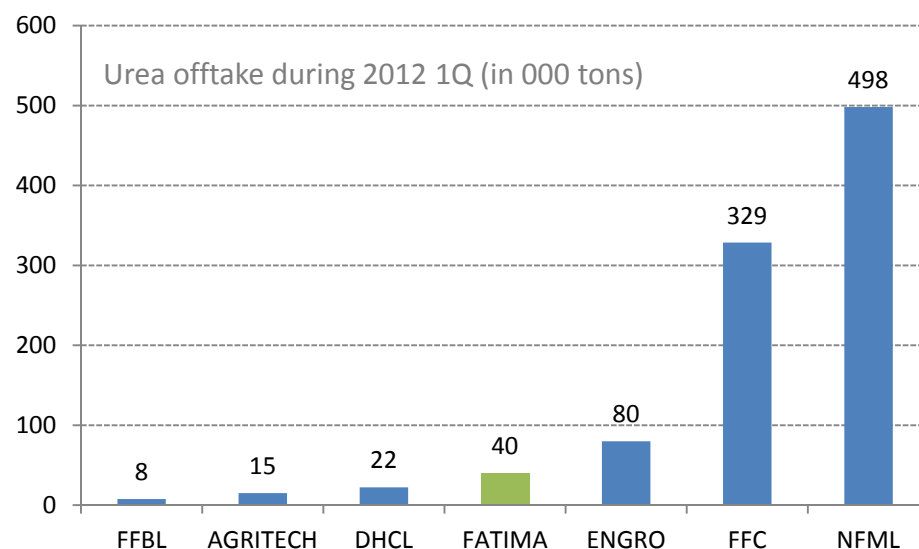
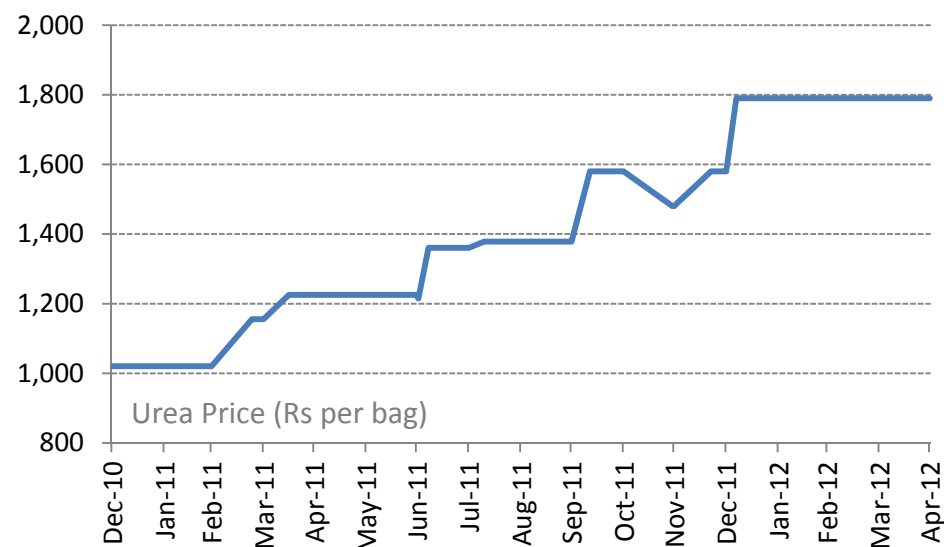


Highlights during the quarter

- 103k tons Urea produced with utilization at 83%
- Urea offtake remained slow due to availability of imported Urea at lower price
- Our market share remained at 4%
- Product price remained flat at Rs1,790 per bag
- At quarter end, Fatima Fertilizer had 64k tons of Urea inventory.

	CY 2011*	2012 Q1
Sales	5,541	1,220
Volume (000 M. Tons)	222	40
<u>Average Prices</u>		
• Urea (Rs/bag)	1,248	1,543

* post COD financials only

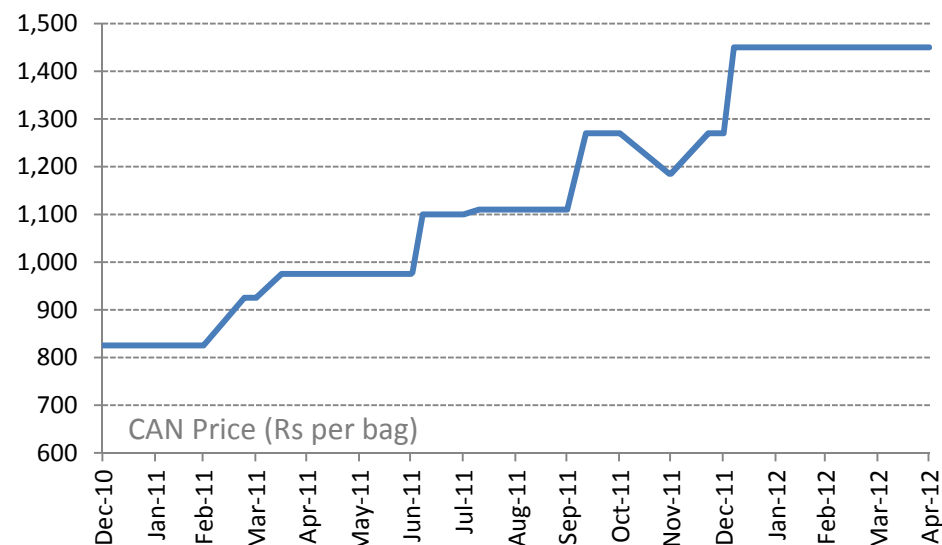


Nitrogen Segment Result - CAN

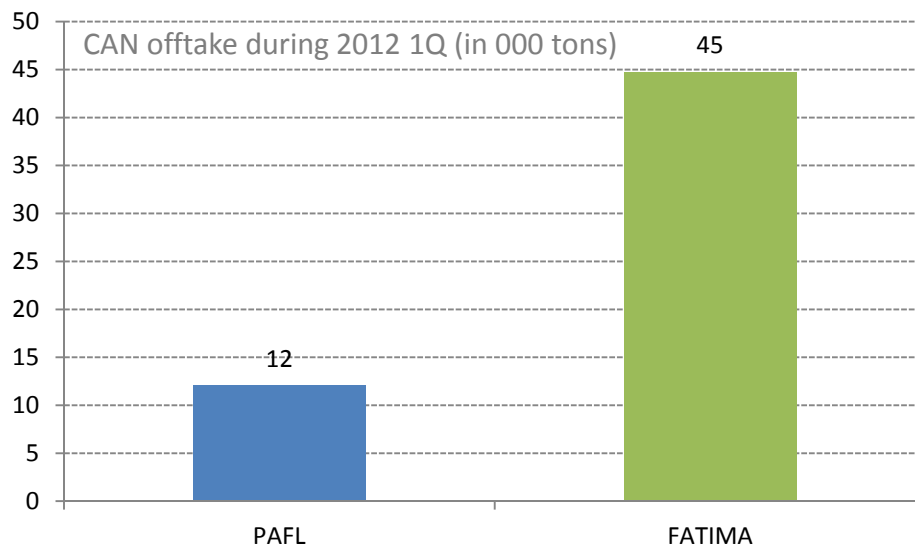


Highlights during the quarter

- 110k tons CAN produced with utilization at 105%
- Offtake remained slow due to availability of imported Urea, being substitute, at lower price
- Our market share remained at 79%
- Product price remained flat at Rs1,450 per bag
- At quarter end, Fatima Fertilizer had 75k tons of CAN inventory.



	CY 2011*	2012 Q1
Sales	4,543	1,109
Volume (000 M. Tons)	194	45
<u>Average Prices</u>		
• CAN (Rs/bag)	1,169	1,241



* post COD financials only

Phosphate Segment Result - NP

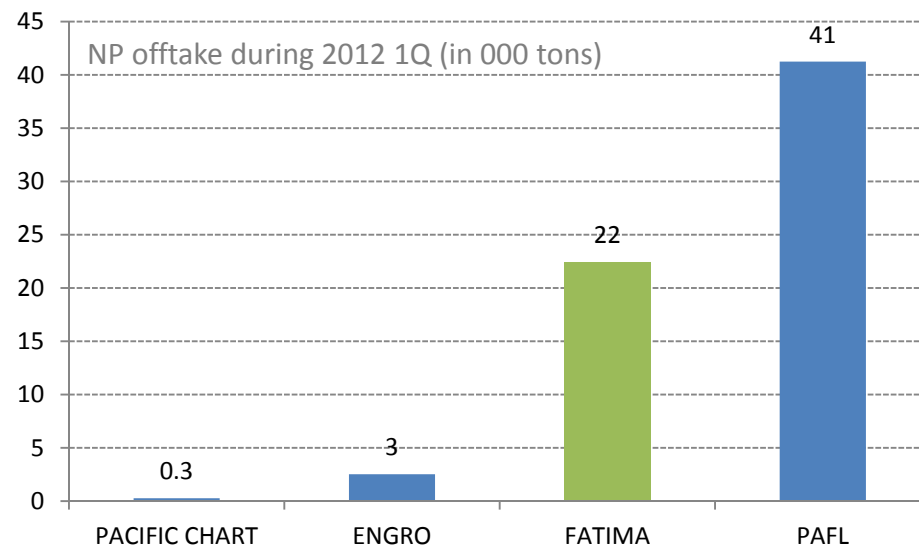
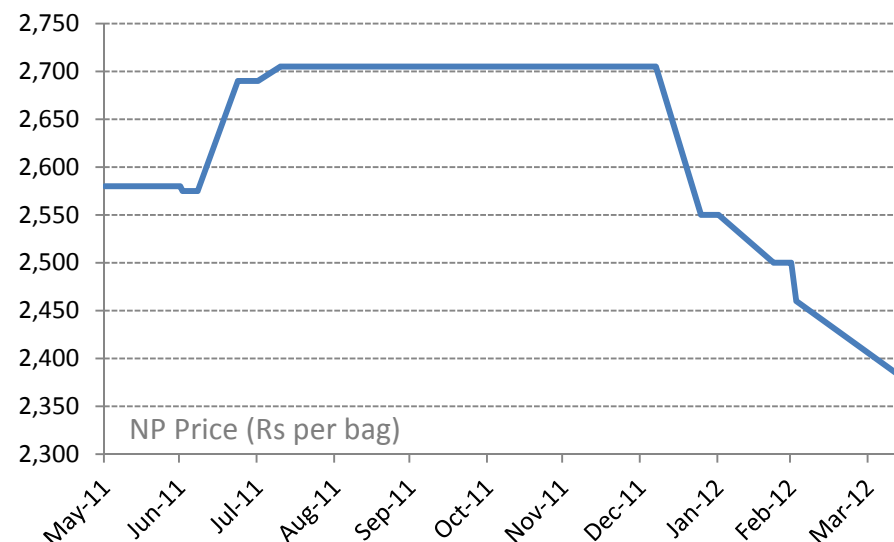


Highlights during the quarter

- 61k tons NP produced with utilization at 67%
- NP offtake was low, being seasonal dip and expectation of price decline.
- Our market share remained at 34%
- Despite price decline, NP margins remained the same as phosrock price also dropped
- At quarter end, Fatima Fertilizer had 74k tons of NP inventory.

	CY 2011*	2012 Q1
Sales	4,697	959
Volume (000 M. Tons)	101	22
<u>Average Prices</u>		
• NP (Rs/bag)	2,319	2,135

* post COD financials only



- Fertilizer manufacturers are expected to continue to face gas shortages. Fatima not impacted by National Gas grid curtailment.
- So far, the government has imported ~700k tons of Urea
- Another 300k tons of Urea import approved by ECC
- At current international urea price, the import will cost Rs3,400 per bag (Inc-GST) to the government which is 90% higher than domestic urea price of Rs1,790 per bag
- At NFML current price of Rs1,600 a bag, the government has to bear Rs9.3bn additional subsidy (adjusted for sales tax impact) at a time when domestic producers have ample inventory to cater current needs
- Sufficient Urea stock is available (~940k tons as April end) also include 150k tons available with NFML
- Sales of all three products (Urea, CAN & NP) are envisaged to improve in Q2
- The Kharif season demand is expected to be positive as cotton prices continue to be stable
- “Jadoo ki Bori” Campaign successful and unique.
- CDM approval expected in Q2; revenue generation of CERs is expected to accumulate from April 2012.

Financial Highlights



USD in millions (except EPS and Debt to Equity)	CY 2011*	2012 Q1
Sales	169	37
Gross profit	114	26
EBITDA	105	24
Finance cost	35	16
Taxation – Current	2	0.4
– Deferred	20	2
Profit after taxation	49	5
Earning per ADR*	1.215	0.122
Debt to Equity	57:43	58:42

* post COD financials only

1 ADR = 50 Ordinary shares

PKR/USD: 87.85 for CY 2011 and 90.00 for 2012 Q1

Comparative Stock Performance Since March 2012 to Date

